

Follow this arrow to learn how to
access P2A materials online.





During the P2A training, put your name, position, and email address on the trainer's list.

Power2Achieve Training

School
Location
Date



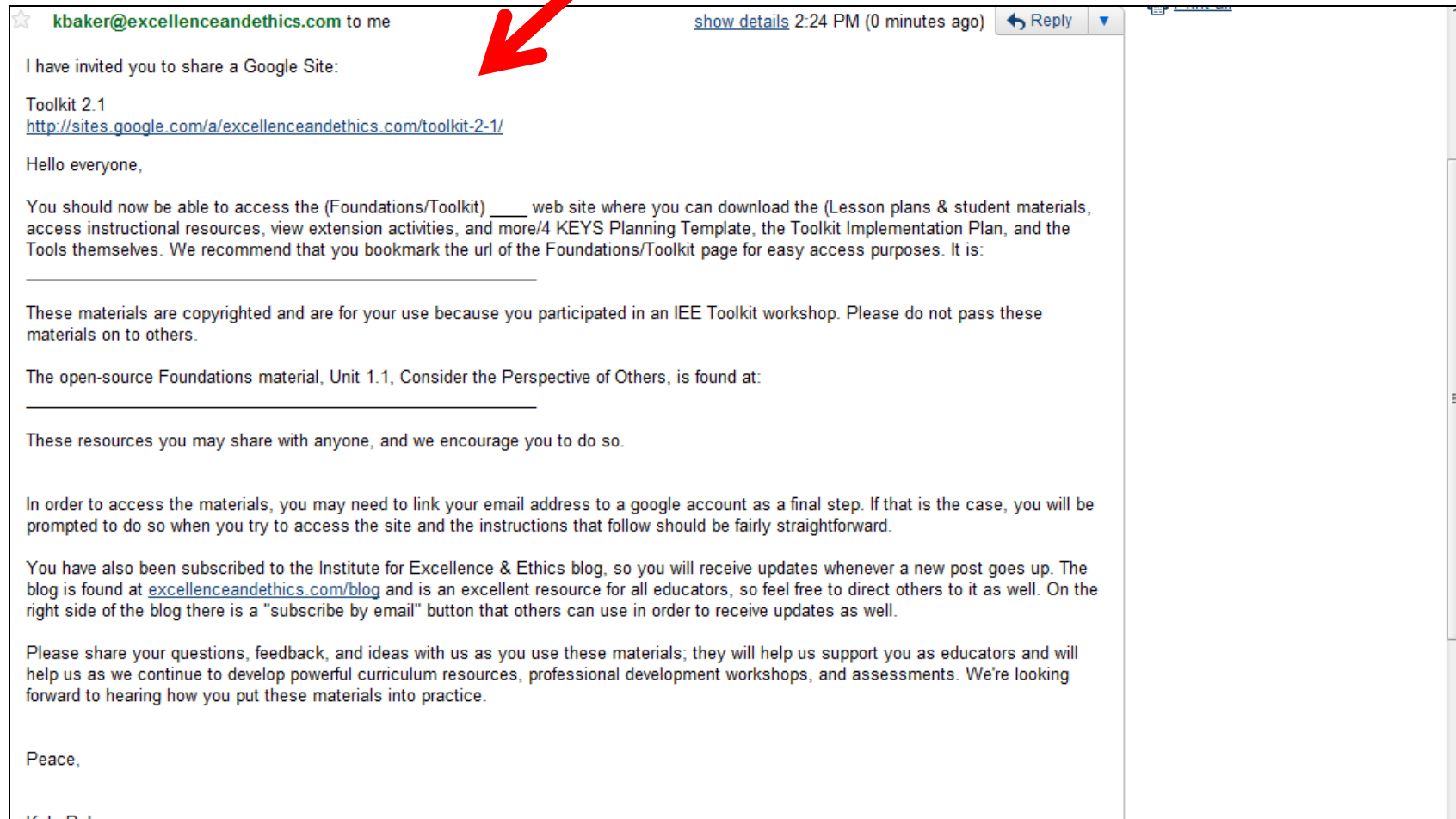
| | Name (First and Last) | Subject Area(s)/Grade Level(s)/Position(s) | Email Address |
|---|-----------------------|--|---------------|
| 1 | | | |
| 2 | | | |
| 3 | | | |
| 4 | | | |

2

Soon after your training, you will get an email from me
(Kyle Baker, IEE Program Coordinator)



If your email is connected to a Google account, you will receive an email like this. If you do, just click on the link to access the P2A materials (and skip to slide 13).



☆ kbaker@excellenceandethics.com to me [show details](#) 2:24 PM (0 minutes ago) [Reply](#)

I have invited you to share a Google Site:

Toolkit 2.1
<http://sites.google.com/a/excellenceandethics.com/toolkit-2-1/>

Hello everyone,

You should now be able to access the (Foundations/Toolkit) _____ web site where you can download the (Lesson plans & student materials, access instructional resources, view extension activities, and more/4 KEYS Planning Template, the Toolkit Implementation Plan, and the Tools themselves. We recommend that you bookmark the url of the Foundations/Toolkit page for easy access purposes. It is:

These materials are copyrighted and are for your use because you participated in an IEE Toolkit workshop. Please do not pass these materials on to others.

The open-source Foundations material, Unit 1.1, Consider the Perspective of Others, is found at:

These resources you may share with anyone, and we encourage you to do so.

In order to access the materials, you may need to link your email address to a google account as a final step. If that is the case, you will be prompted to do so when you try to access the site and the instructions that follow should be fairly straightforward.

You have also been subscribed to the Institute for Excellence & Ethics blog, so you will receive updates whenever a new post goes up. The blog is found at excellenceandethics.com/blog and is an excellent resource for all educators, so feel free to direct others to it as well. On the right side of the blog there is a "subscribe by email" button that others can use in order to receive updates as well.

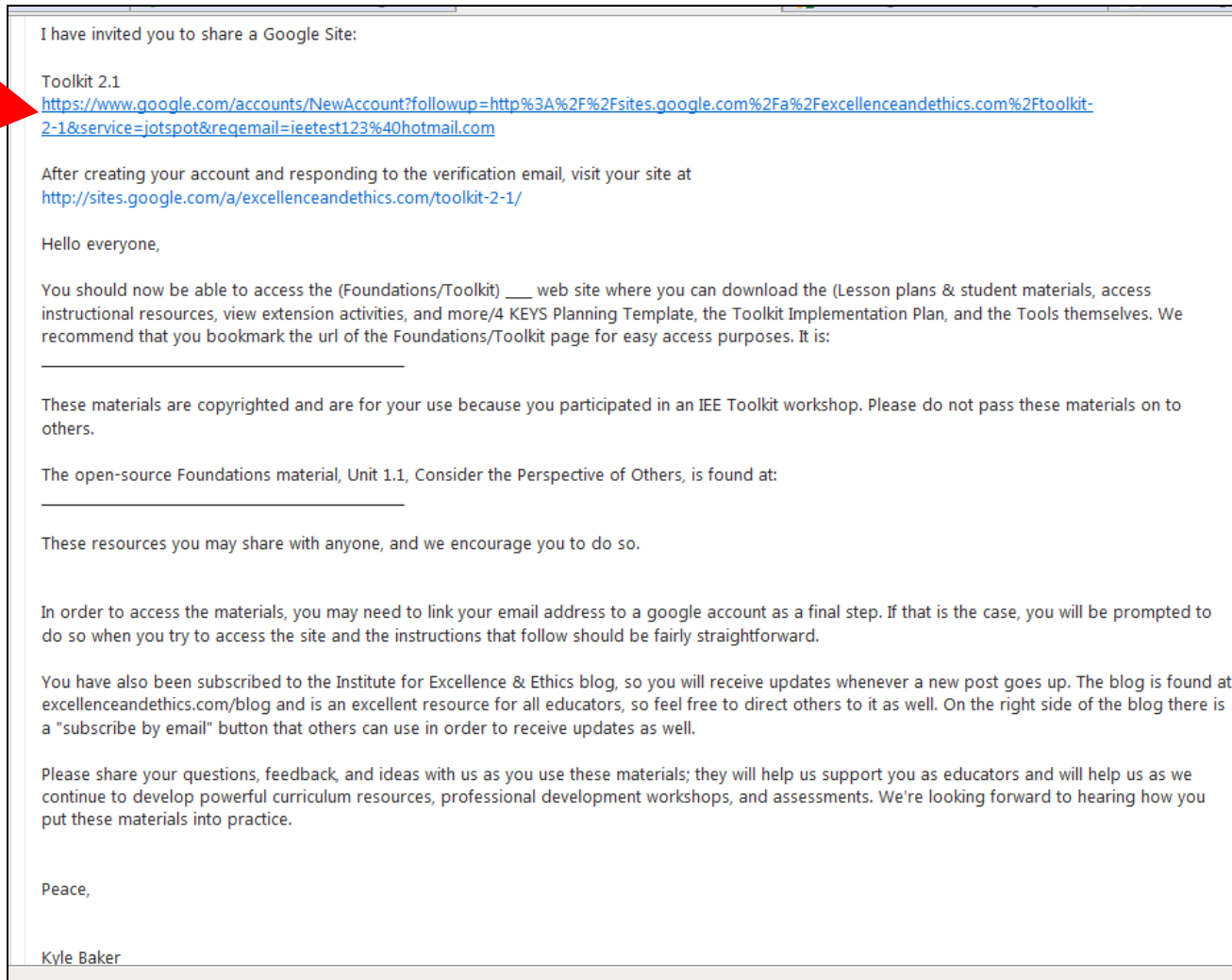
Please share your questions, feedback, and ideas with us as you use these materials; they will help us support you as educators and will help us as we continue to develop powerful curriculum resources, professional development workshops, and assessments. We're looking forward to hearing how you put these materials into practice.

Peace,

Kelley

4

If your email is not connected to a Google account, you will receive an email like this. Click on the top link to create a Google account that will be linked to your email address (you do not have to create a new email address, don't worry).



I have invited you to share a Google Site:

Toolkit 2.1
<https://www.google.com/accounts/NewAccount?followup=http%3A%2F%2Fsites.google.com%2Fa%2Fexcellenceandethics.com%2Ftoolkit-2-1&service=jotspot&reqemail=ieetest123%40hotmail.com>

After creating your account and responding to the verification email, visit your site at <http://sites.google.com/a/excellenceandethics.com/toolkit-2-1/>

Hello everyone,

You should now be able to access the (Foundations/Toolkit) ___ web site where you can download the (Lesson plans & student materials, access instructional resources, view extension activities, and more/4 KEYS Planning Template, the Toolkit Implementation Plan, and the Tools themselves. We recommend that you bookmark the url of the Foundations/Toolkit page for easy access purposes. It is:

These materials are copyrighted and are for your use because you participated in an IEE Toolkit workshop. Please do not pass these materials on to others.

The open-source Foundations material, Unit 1.1, Consider the Perspective of Others, is found at:

These resources you may share with anyone, and we encourage you to do so.

In order to access the materials, you may need to link your email address to a google account as a final step. If that is the case, you will be prompted to do so when you try to access the site and the instructions that follow should be fairly straightforward.

You have also been subscribed to the Institute for Excellence & Ethics blog, so you will receive updates whenever a new post goes up. The blog is found at excellenceandethics.com/blog and is an excellent resource for all educators, so feel free to direct others to it as well. On the right side of the blog there is a "subscribe by email" button that others can use in order to receive updates as well.

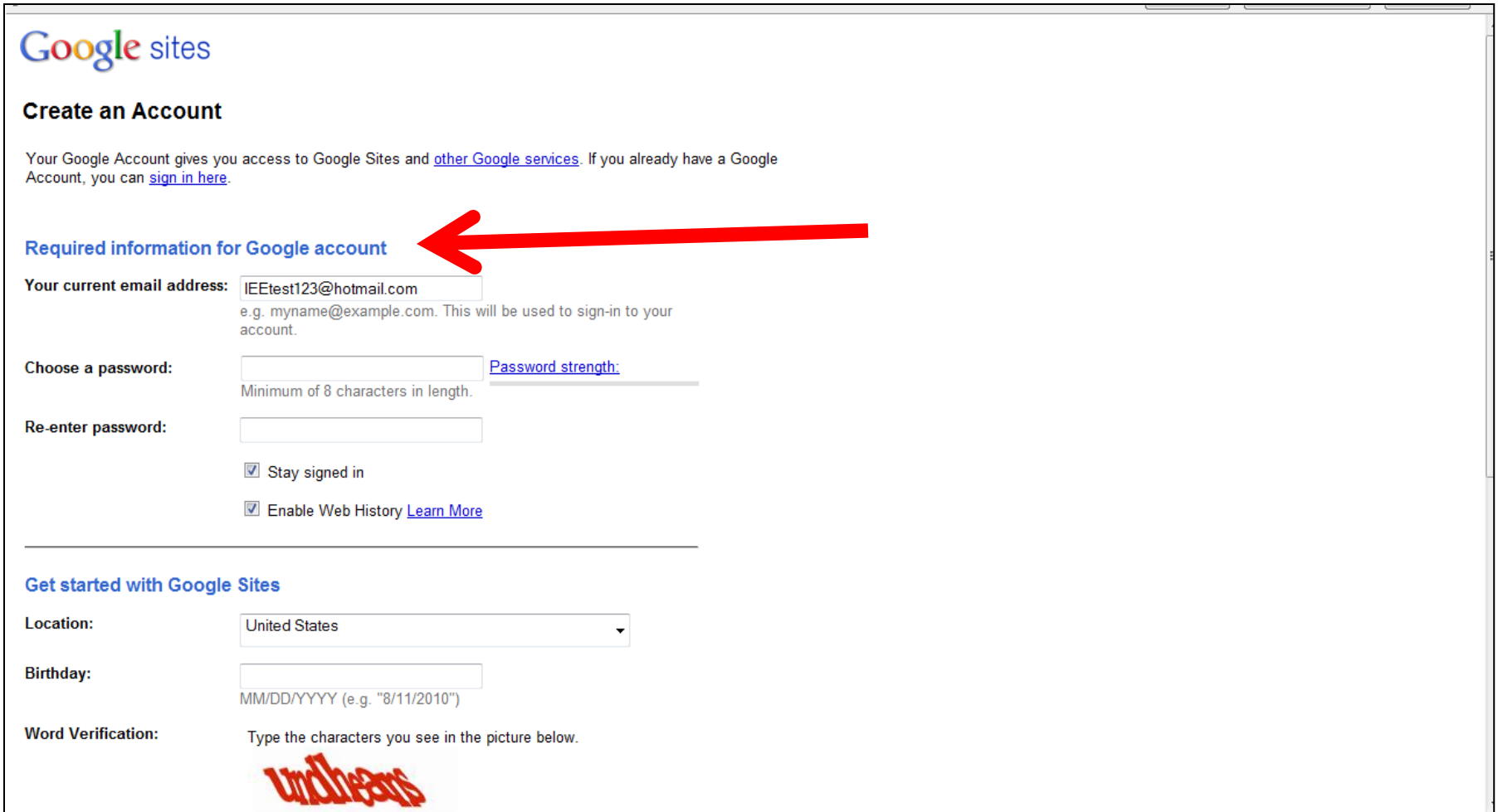
Please share your questions, feedback, and ideas with us as you use these materials; they will help us support you as educators and will help us as we continue to develop powerful curriculum resources, professional development workshops, and assessments. We're looking forward to hearing how you put these materials into practice.

Peace,

Kyle Baker

5

To create a Google account, start by entering your email address, choosing a password, and filling in the rest of the required information.



Google sites

Create an Account

Your Google Account gives you access to Google Sites and [other Google services](#). If you already have a Google Account, you can [sign in here](#).

Required information for Google account ←

Your current email address:
e.g. myname@example.com. This will be used to sign-in to your account.

Choose a password:
Minimum of 8 characters in length. [Password strength:](#) _____


Re-enter password:

Stay signed in
 Enable Web History [Learn More](#)

Get started with Google Sites

Location:

Birthday:
MM/DD/YYYY (e.g. "8/11/2010")

Word Verification: Type the characters you see in the picture below.


You'll need to enter a code to verify your account, which Google will give you through a text message or a call, so enter your phone number and click send (it happens immediately when you click the "Send" button, so have your phone with you).



Verify your account

You're almost done! We just need to verify your account before we can create it.

Account verification helps with:

- Preventing spam: we try to verify that real people, not robots, are creating accounts.
- Recovering account access: we will use your information to verify your identity if you ever lose access to your account.
- Communication: we will use your information to notify you of important changes to your account (for example, password changes from a new location).

Unless you explicitly tell us to do so, your phone number will never be sold or shared with other companies, and we will not use it for any purpose other than during this verification step and for password recovery and account security issues. In other words, you don't have to worry about getting spam calls or text messages from us, ever.

For more information, please read our [frequently asked questions](#).

Verification Options

Text Message

Google will send a text message containing a verification code to your mobile phone.

Voice Call

Google will make an automated voice call to your phone with a verification code.

Country

United States

Mobile phone number

Send verification code to my mobile phone



7

Once you get the code, enter it here and click “Verify”.

Google accounts

Verify your account

Your verification code was sent to 208-691-5944.
If you don't receive the message, [try sending it again](#).

Enter your code

Verify

If you're having trouble verifying your account, please [report your issue](#).

©2010 Google - [Google Home](#) - [Google Sites for business](#) - [Terms](#) - [Help](#)

Done

You'll get a message like this that says they've sent you an account verification email. Check your email inbox for it.

Google accounts

Account Creation Confirmation

Welcome to Google Accounts! Your account username is IEEtest123@hotmail.com. In order to verify that the email address associated with your account is correct, we've sent an email to IEEtest123@hotmail.com. Please make sure you click the link provided in the email.

Can't find our email in your inbox? [Learn more](#)

Here's what you can do with a Google Account:

- Access free Google products, including iGoogle, Picasa Web Albums, Blogger, orkut, Google Groups, and [so much more](#)
- [Add a Gmail address to your Google Account*](#)
- Use Google AdWords and Google Checkout

Accessing your Google Account is easy

When you sign in to use any of the products listed above, you're automatically accessing your Google Account. Here's how you can view a list of the products on your account:

- Click the **My Account** link located in the top right-hand corner of the page.
- Sign in on the [Google Accounts homepage](#).

*Please note that creating a Google Account doesn't automatically give you Gmail, nor will it affect your current email account.

The email from Google will look like this. Click on the top link to activate your account.

Welcome to Google Accounts. To activate your account and verify your email address, please click the following link:

https://www.google.com/accounts/VE?service=jotspot&c=CNSkgdm-jNzhcRDqgO3g_62c-zA&hl=en

NOTE Please print this page for your records. You'll need your verification link if you lose access to your account (for example, if you forget your username or password).

If you've received this mail in error, it's likely that another user entered your email address while trying to create an account for a different email address. If you don't click the verification link, the account won't be activated.

If you didn't request this email, but you decide to use this account, or delete it, you'll first need to reset the account password by entering your email address at

<https://www.google.com/accounts/recovery?followup=http%3A%2F%2Fsites.google.com%2Fa%2Fexcellenceandethics.com%2Ftoolkit-2-1&service=jotspot>.

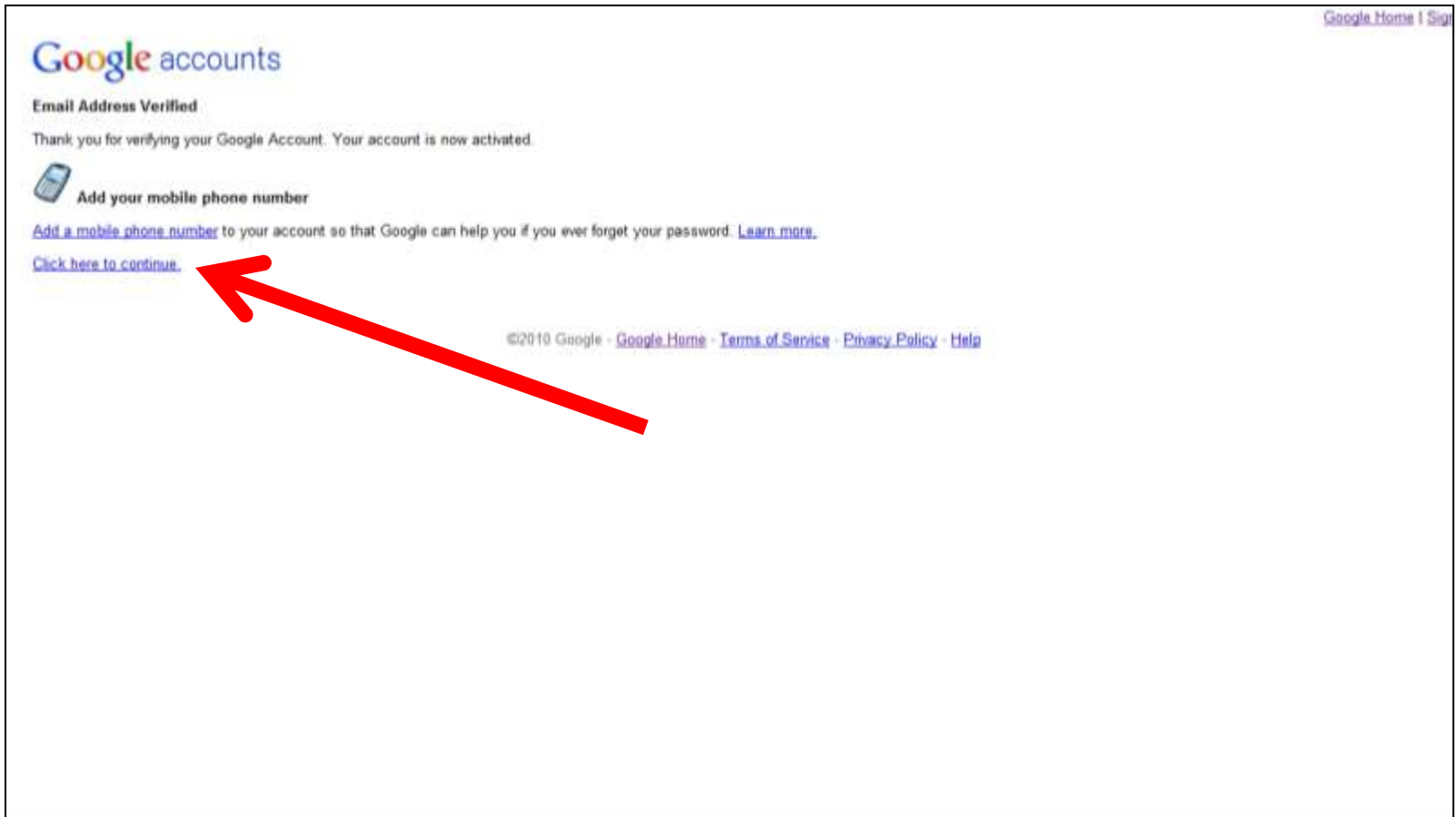
If clicking the link above does not work, copy and paste the URL in a new browser window instead.

Thank you for using Google.

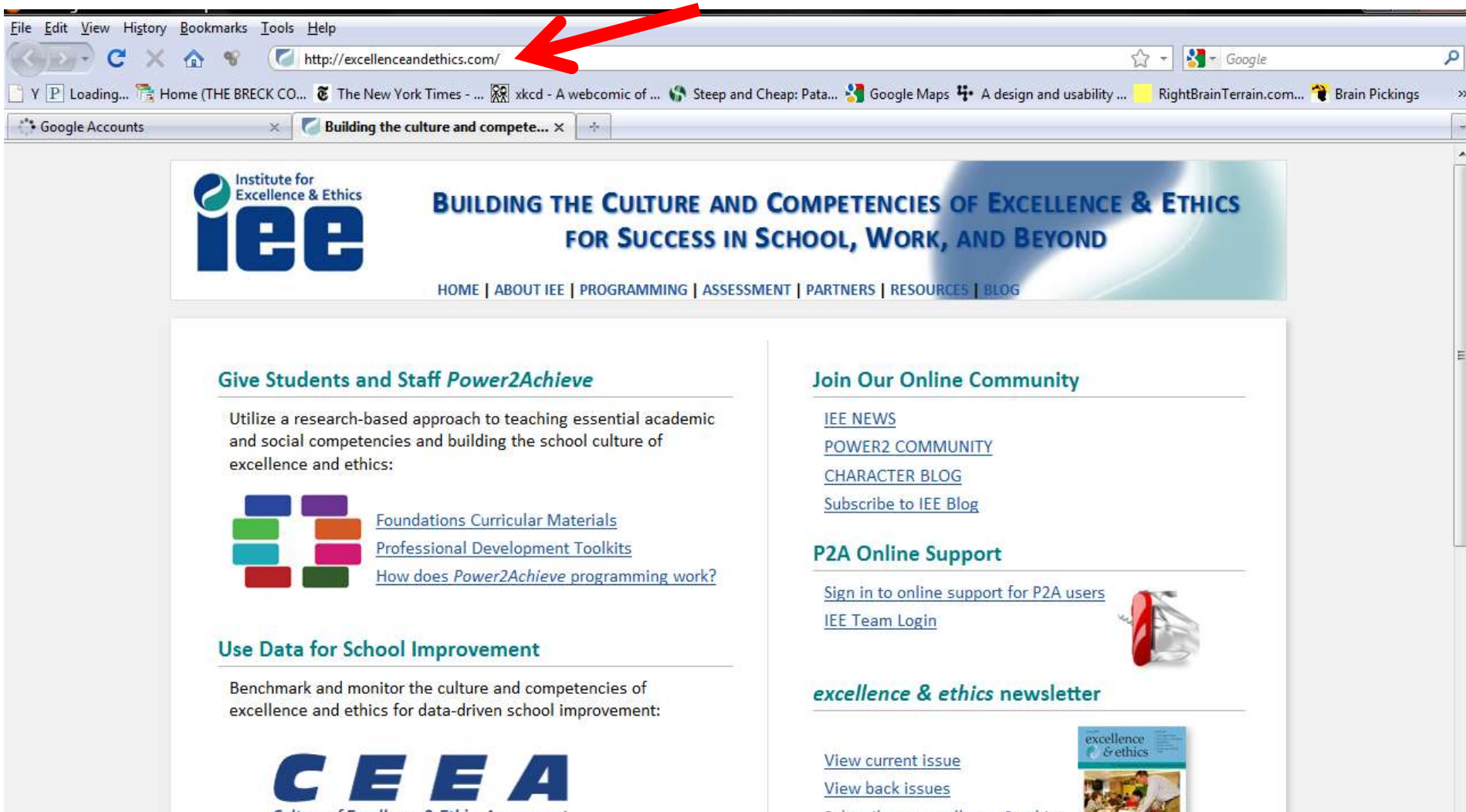
For questions or concerns about your account, please visit the Google Accounts Help Center at <http://www.google.com/support/accounts/>

This is a post-only mailing. Replies to this message are not monitored or answered.

You will be taken to this screen. Choose the “Click here to continue” link to be taken to the P2A site you have received permission to access.



To access P2A material after you have done so for the first time, go to excellenceandethics.com



The screenshot shows a web browser window with the URL <http://excellenceandethics.com/> in the address bar. The website header features the IEE logo and the tagline "BUILDING THE CULTURE AND COMPETENCIES OF EXCELLENCE & ETHICS FOR SUCCESS IN SCHOOL, WORK, AND BEYOND". Navigation links include HOME, ABOUT IEE, PROGRAMMING, ASSESSMENT, PARTNERS, RESOURCES, and BLOG.

Give Students and Staff Power2Achieve

Utilize a research-based approach to teaching essential academic and social competencies and building the school culture of excellence and ethics:

- [Foundations Curricular Materials](#)
- [Professional Development Toolkits](#)
- [How does Power2Achieve programming work?](#)

Use Data for School Improvement

Benchmark and monitor the culture and competencies of excellence and ethics for data-driven school improvement:

CEEA

Join Our Online Community

- [IEE NEWS](#)
- [POWER2 COMMUNITY](#)
- [CHARACTER BLOG](#)
- [Subscribe to IEE Blog](#)

P2A Online Support

- [Sign in to online support for P2A users](#)
- [IEE Team Login](#)

excellence & ethics newsletter

- [View current issue](#)
- [View back issues](#)

Click on “Sign in for Online Support for P2A Users”

File Edit View History Bookmarks Tools Help

http://excellenceandethics.com/

Google

Y Loading... Home (THE BRECK CO... The New York Times - ... xkcd - A webcomic of ... Steep and Cheap: Pata... Google Maps A design and usability ... RightBrainTerrain.com... Brain Pickings

Google Accounts Building the culture and compete... x

Institute for
Excellence & Ethics
iee

**BUILDING THE CULTURE AND COMPETENCIES OF EXCELLENCE & ETHICS
FOR SUCCESS IN SCHOOL, WORK, AND BEYOND**

[HOME](#) | [ABOUT IEE](#) | [PROGRAMMING](#) | [ASSESSMENT](#) | [PARTNERS](#) | [RESOURCES](#) | [BLOG](#)

Give Students and Staff *Power2Achieve*

Utilize a research-based approach to teaching essential academic and social competencies and building the school culture of excellence and ethics:

[Foundations Curricular Materials](#)
[Professional Development Toolkits](#)
[How does *Power2Achieve* programming work?](#)

Use Data for School Improvement

Benchmark and monitor the culture and competencies of excellence and ethics for data-driven school improvement:

CEEA
Culture of Excellence & Ethics Assessment

[CEEA FAQs](#)

[Check out other assessment options](#)

Join Our Online Community

[IEE NEWS](#)
[POWER2 COMMUNITY](#)
[CHARACTER BLOG](#)
[Subscribe to IEE Blog](#)

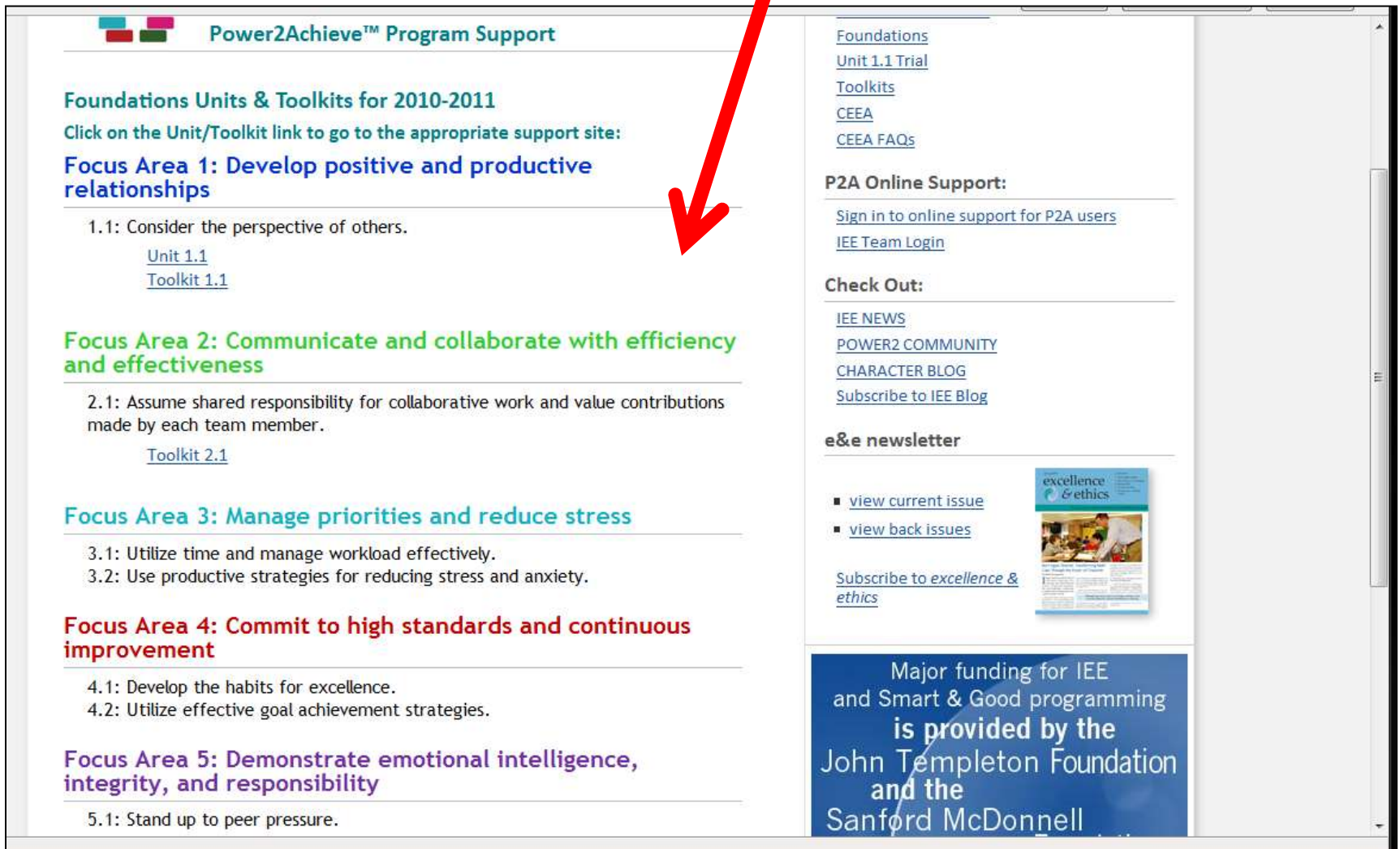
P2A Online Support


[Sign in to online support for P2A users](#)
[IEE Team Login](#)

***excellence & ethics* newsletter**

[View current issue](#)
[View back issues](#)
[Subscribe to *excellence & ethics*](#)

Click on the link for the Foundations Unit or Toolkit that you want to access



 **Power2Achieve™ Program Support**

Foundations Units & Toolkits for 2010-2011

Click on the Unit/Toolkit link to go to the appropriate support site:

Focus Area 1: Develop positive and productive relationships

1.1: Consider the perspective of others.

[Unit 1.1](#)
[Toolkit 1.1](#)

Focus Area 2: Communicate and collaborate with efficiency and effectiveness

2.1: Assume shared responsibility for collaborative work and value contributions made by each team member.

[Toolkit 2.1](#)

Focus Area 3: Manage priorities and reduce stress

3.1: Utilize time and manage workload effectively.
3.2: Use productive strategies for reducing stress and anxiety.

Focus Area 4: Commit to high standards and continuous improvement

4.1: Develop the habits for excellence.
4.2: Utilize effective goal achievement strategies.

Focus Area 5: Demonstrate emotional intelligence, integrity, and responsibility

5.1: Stand up to peer pressure.

[Foundations](#)
[Unit 1.1 Trial](#)
[Toolkits](#)
[CEEA](#)
[CEEA FAQs](#)

P2A Online Support:

[Sign in to online support for P2A users](#)
[IEE Team Login](#)


Check Out:

[IEE NEWS](#)
[POWER2 COMMUNITY](#)
[CHARACTER BLOG](#)
[Subscribe to IEE Blog](#)

e&e newsletter


- [view current issue](#)
- [view back issues](#)

[Subscribe to *excellence & ethics*](#)




Major funding for IEE and Smart & Good programming is provided by the John Templeton Foundation and the Sanford McDonnell

Remember, if you select Foundations Unit 1.1 it is open sourced, so you will be taken to this page. Click on the Unit 1.1 link to go to the unit site.



**BUILDING THE CULTURE AND COMPETENCIES OF EXCELLENCE & ETHICS
FOR SUCCESS IN SCHOOL, WORK, AND BEYOND**

HOME | ABOUT IEE | PROGRAMMING | ASSESSMENT | PARTNERS | RESOURCES | BLOG




Power2Achieve™ Foundations Unit 1.1 Trial

Power2Achieve™ Foundations Unit 1.1 curricular materials are provided for the purposes of trial use in various educational settings free of charge. By clicking on the link below and accessing these materials, you agree to abide by the following User Agreement:

- The USER acknowledges that the materials are intended for educational use only and are not intended for resale or any use not consistent with the original purpose.
- The USER acknowledges that Power2Achieve Foundations Core training is required for optimal effectiveness of implementation of these curricular materials.
- The USER acknowledges that IEE is the owner of the intellectual property of the Power2Achieve programming and associated trainings, curricular and learning materials, and agrees:
 - to treat all knowledge and information obtained from program materials as protectable by the United States Copyright Act;
 - not to copy, duplicate, re-use, or disseminate any part of Power2Achieve materials in ways not consistent with this agreement, including but not limited to dissemination without citing IEE or under any other name.

[Unit 1.1: Consider the perspective of others.](#)

To find out more about opportunities to engage in Power2Achieve™ for your school or district email Rich Parisi,



P2A Resources:

- [How does P2A work?](#)
- [Foundations](#)
- [Unit 1.1 Trial](#)
- [Toolkits](#)
- [CEEA](#)
- [CEEA FAQs](#)

P2A Online Support:

- [Sign in to online support for P2A users](#)
- [IEE Team Login](#)


Check Out:

- [IEE NEWS](#)
- [POWER2 COMMUNITY](#)
- [CHARACTER BLOG](#)
- [Subscribe to IEE Blog](#)

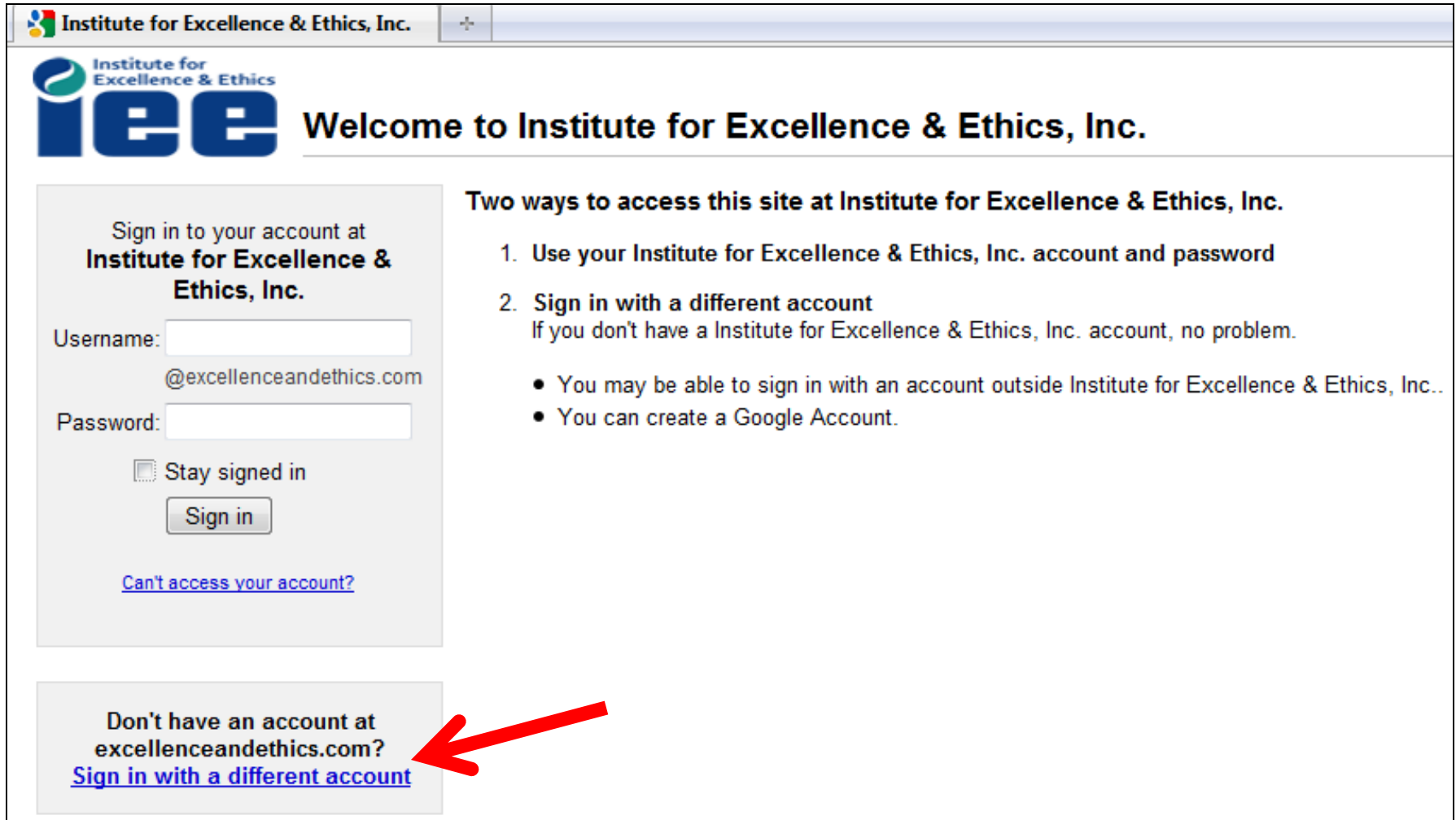
e&e newsletter

- [view current issue](#)
- [view back issues](#)

[Subscribe to excellence & ethics](#)



If you are accessing any material other than Foundations 1.1, you will be taken to a page that looks like this. Click on “Sign in with a different account”



Institute for Excellence & Ethics, Inc.

iee Institute for Excellence & Ethics

Welcome to Institute for Excellence & Ethics, Inc.

Sign in to your account at
Institute for Excellence & Ethics, Inc.

Username:
@excellenceandethics.com

Password:

Stay signed in

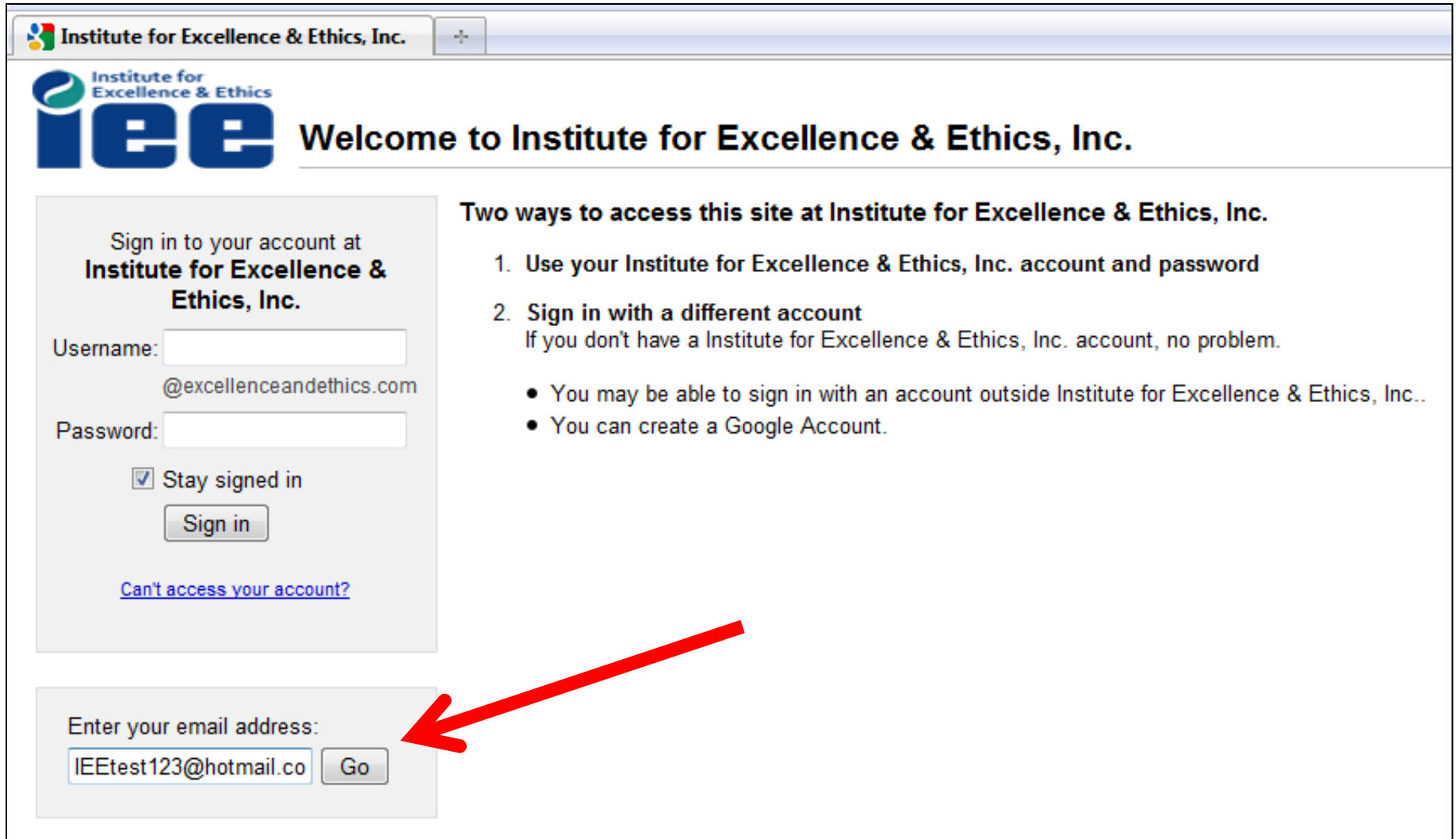
[Can't access your account?](#)

Two ways to access this site at Institute for Excellence & Ethics, Inc.

1. Use your Institute for Excellence & Ethics, Inc. account and password
2. **Sign in with a different account**
If you don't have a Institute for Excellence & Ethics, Inc. account, no problem.
 - You may be able to sign in with an account outside Institute for Excellence & Ethics, Inc..
 - You can create a Google Account.

Don't have an account at
excellenceandethics.com?
[Sign in with a different account](#)

Enter your email address



Institute for Excellence & Ethics, Inc.

iee Institute for Excellence & Ethics

Welcome to Institute for Excellence & Ethics, Inc.

Sign in to your account at
Institute for Excellence & Ethics, Inc.

Username:
@excellenceandethics.com

Password:


Stay signed in

[Can't access your account?](#)

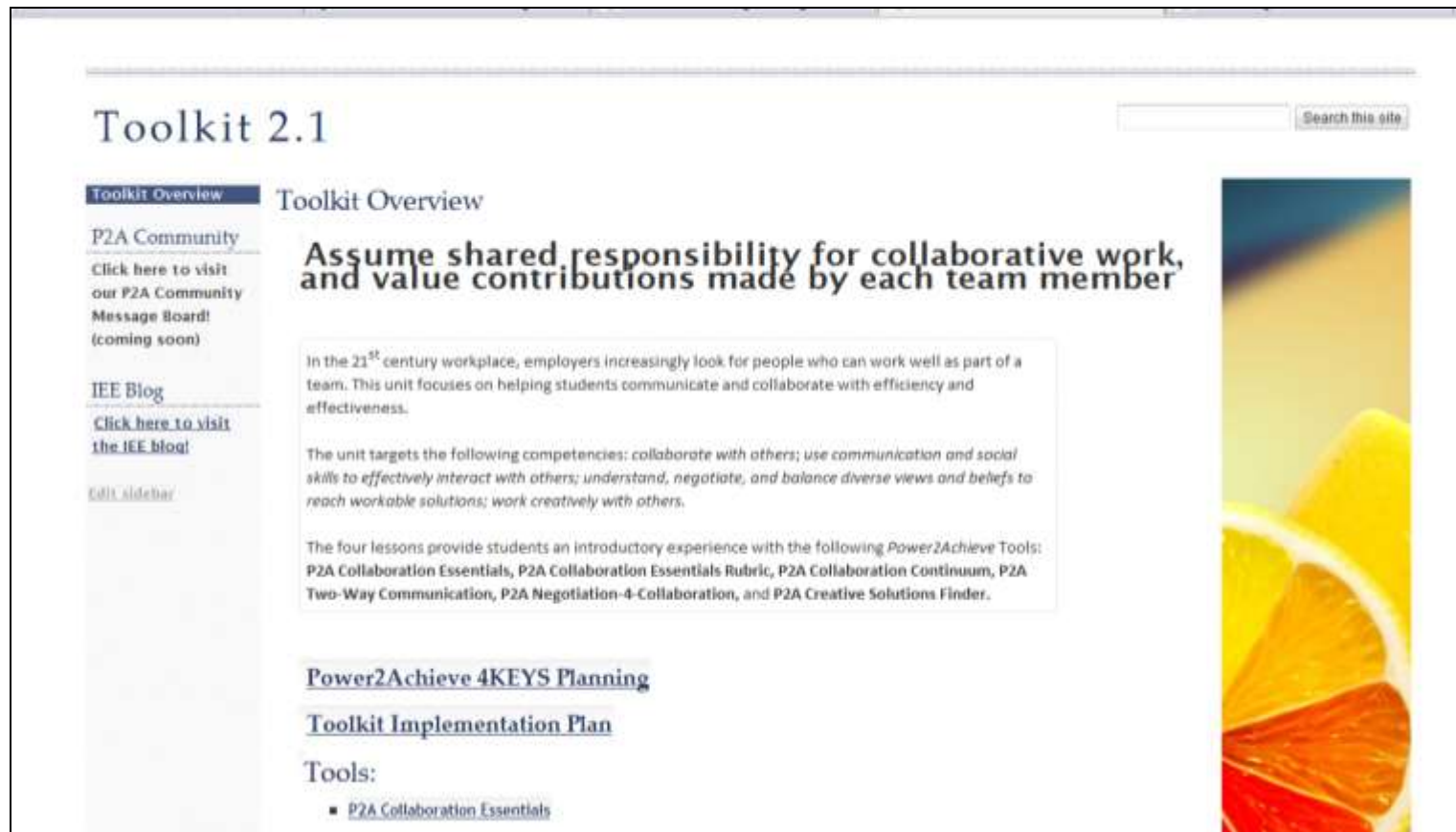
Two ways to access this site at Institute for Excellence & Ethics, Inc.

1. Use your Institute for Excellence & Ethics, Inc. account and password
2. **Sign in with a different account**
If you don't have a Institute for Excellence & Ethics, Inc. account, no problem.
 - You may be able to sign in with an account outside Institute for Excellence & Ethics, Inc..
 - You can create a Google Account.

Enter your email address:



You'll be taken to the Power2Achieve site you selected (which may not be the one pictured below). Enjoy! ←



Toolkit 2.1

Search this site

Toolkit Overview

P2A Community
Click here to visit our P2A Community Message Board! (coming soon)

IEE Blog
Click here to visit the IEE blog!

Edit sidebar

Assume shared responsibility for collaborative work, and value contributions made by each team member

In the 21st century workplace, employers increasingly look for people who can work well as part of a team. This unit focuses on helping students communicate and collaborate with efficiency and effectiveness.

The unit targets the following competencies: collaborate with others; use communication and social skills to effectively interact with others; understand, negotiate, and balance diverse views and beliefs to reach workable solutions; work creatively with others.

The four lessons provide students an introductory experience with the following Power2Achieve Tools: P2A Collaboration Essentials, P2A Collaboration Essentials Rubric, P2A Collaboration Continuum, P2A Two-Way Communication, P2A Negotiation-4-Collaboration, and P2A Creative Solutions Finder.

Power2Achieve 4KEYS Planning

Toolkit Implementation Plan

Tools:

- [P2A Collaboration Essentials](#)

